



BARN TALK® EASY INSTALL GUIDE


ADDING YOUR GATEWAY

1 Scan the QR code or visit go.barntools.com/subscription.



SCAN ME

2. Check your text messages for a link to download the BarnTalk app or search 'BarnTalk' in the AppStore or Google Play Store.
3. Download the app, log in, and follow the steps to scan the barcode in the bottom right corner of the Gateway as shown.




Follow the in-app prompts to setup the Gateway and two Antennas.

TIP: If you've previously downloaded the demo app, or have already installed a Gateway, touch the "+" on the top of your screen to add your new Gateway.

4. Open each Sensor and turn the sensor "ON" (power switch is located in the lower left corner of the circuit board).


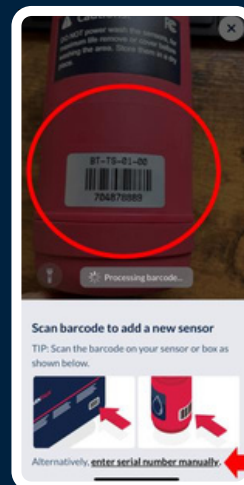
NOTE: Water meters & BinTalk feed sensors do not have a power switch and will automatically start reading after installed.



5. If you don't see your sensors in the app, pair your sensors with Scan to Pair.

- Open the app, select the Gateway tile for the sensor you'd like to pair.
- Click in the top right and "Add Sensor" when prompted.

Visit go.barntools.com/pair to learn more.



SENSOR GUIDELINES

- Typically, **2 barns** can be covered by **1 Gateway**.
- The Gateway should be **centrally located on your site**.
- **Sensors should be placed within 700 ft.** of the Gateway for best connection.
- Minimize barriers **between the antenna and sensors**, including thick concrete/steel walls.
- Hang or place sensors **at least 1 ft. away** from walls to optimize connectivity.
- **1 Temperature Sensor** per room **OR** every 100 ft. in large rooms.
- **1 Humidity Sensor** per room.

Visit go.barntools.com/start for more best practices on setting up BarnTalk.

ANTENNA PLACEMENT GUIDELINES

- **Cellular antenna** should be mounted **outside** and as **high as possible**.
- **Sensor antenna** should be placed in a centralized location to all sensors, inside the barn, and about head height. On multi-barn sites, it may need to be placed outside.
- Antennas should be mounted to **point vertically**, not horizontally



ADDITIONAL INFORMATION


- Learn how you can monitor conditions in the BarnTalk Web Portal: barntalk-portal.barntools.com
- Set up Water Meter alarms in the Web Portal: go.barntools.com/WMalarm
- How to install the **BinTalk** wireless feed bin sensor: go.barntools.com/bintalk.
- The BarnTalk Gateway can monitor power and (2) separate Dry Contact Circuits. Visit go.barntools.com/GWDC to learn more.

SUPPORT RESOURCES

 Install Video: go.barntools.com/watch

 Help Center: support.barntools.com

 Email Support: support@barntools.com

 Call/Text: **515-272-5122** or
Call Toll Free: **855-580-0058**
Monday-Friday, 8 AM-5 PM CST